


Charging Station Solution

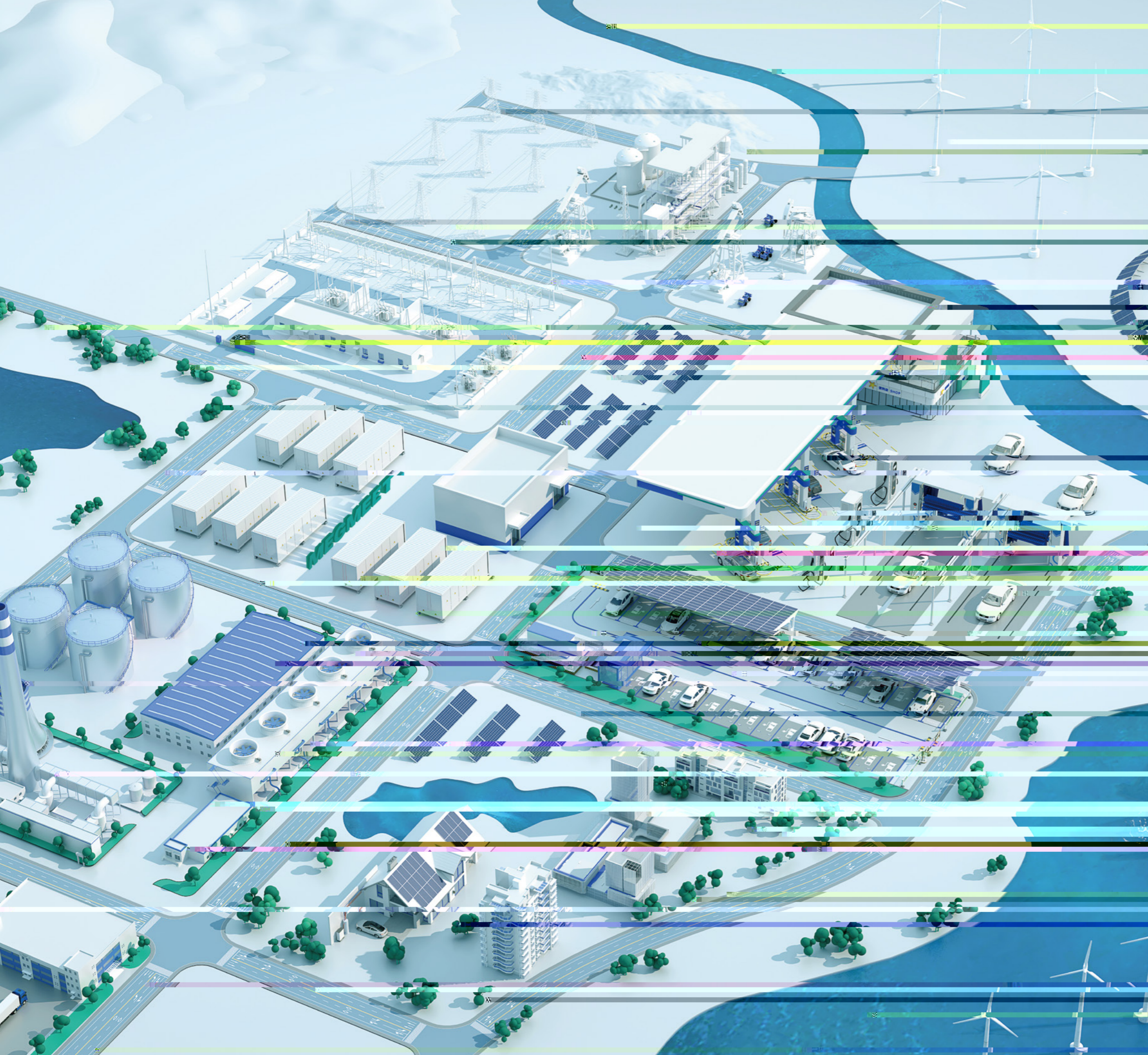
PV & ESS & EV Charging Solution



SHENZHEN MEGMEET ELECTRICAL CO., LTD.

FOLLOW US





Contents

01-14	Charger
15-28	Charging Module
29-31	Charger Components
32	R&D Capability
33-34	Manufacturing Capacity

Super Fast Charging Stations SFC 30



Universal compatibility



Smart connectivity



Safe & reliable



Efficient & convenient

AC Input

DC Output

Working Environment Conditions

Function

Appearance

Fast Charging Stations



AC Input

	> >

DC Output

	< >
	< >
	<

Working Environment Conditions

	<

Function

Appearance

Super Fast Charging Stations SFC 60



AC Input

	≧

DC Output

	≧
	≧
	≧
	<


Working Environment Conditions

	≧

Function

Appearance

Super Fast Charging Stations SFC 60 to 180



Fast charging



Safe & efficient



Intelligent operation & Maintenance



Flexible expansion

AC Input	
	> >
DC Output	
	≡
	≡
	>
	≡
Working Environment Conditions	
	≡
Function	
Appearance	

Super Fast Charging Stations SFC 150



Fast charging



Safe & efficient



High-grade protection



Flexible efficient

AC Input

DC Output

Working Environment Conditions

Function

Appearance

20 kW Charging Module



Wide constant power range



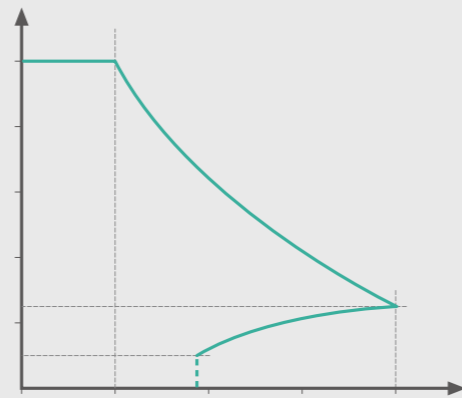
State grid unified size



Flexible expansion



Intelligent control



AC Input

<

> >
<

DC Output

≡

≡

≡

≡

≡

Monitor

Working Environment Conditions

≡ >

Product Reliability and Safety

Alarm and Protection

Dimensions and Weight

20 kW Charging Module



Low voltage and high current



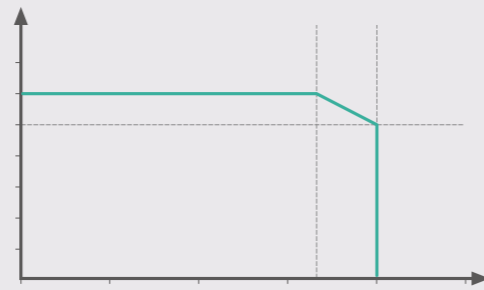
High power density



Flexible expansion



Intelligent control



AC Input	
	<
	> >
	<
DC Output	
	≡
	≡
	≡
	≡
	≡
Monitor	
Working Environment Conditions	
	≡ >
Product Reliability and Safety	
	>
Alarm and Protection	
Dimensions and Weight	

20 kW Charging Module



Low voltage and high current



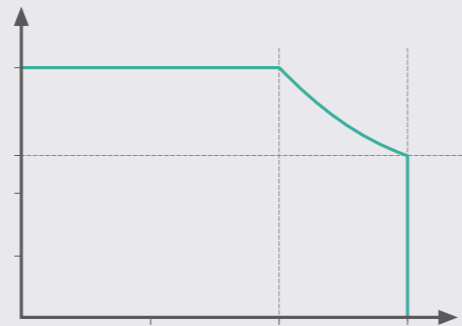
High power density



Flexible expansion



Intelligent control



AC Input

<

> >
<

DC Output

≡

≡

≡

≡

≡

Monitor

Working Environment Conditions



≡ >

Product Reliability and Safety

>

Alarm and Protection

Dimensions and Weight



60 kW Charging Module



AC Input

<

>

DC Output

<

<

<

<

<

Monitor

Working Environment Conditions

>

Product Reliability and Safety

>

Alarm and Protection

Dimensions and Weight

25 kW Charging Module



DC Input

<

DC Output

>

Monitor


Working Environment Conditions

Product Reliability and Safety

Alarm and Protection


Dimensions and Weight

Charger Communication Control Unit (CCU)




Input voltage: —
Interface parameters: — — — —

Charger Telematics Control Unit (TCU)

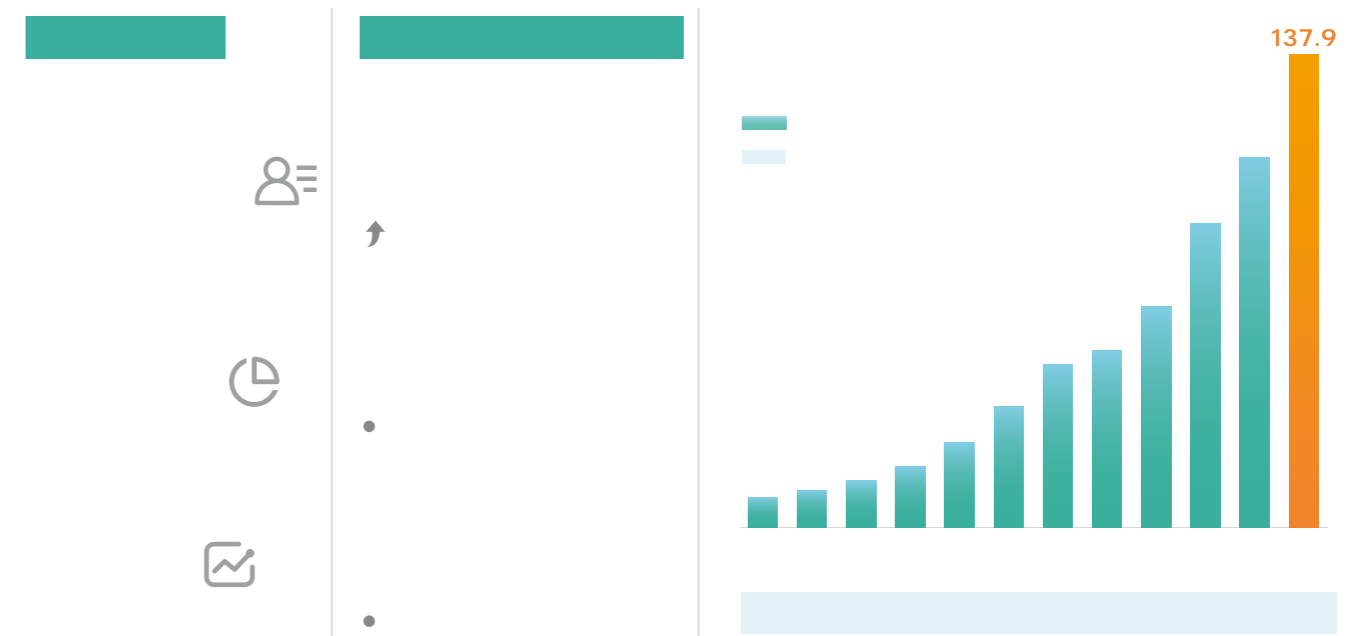


Input voltage: —
Storage chip: — —
Interface parameters: — — —

Charger Protocol Converter (PLC)



R&D CAPABILITY



-
-
-
-
-
-
-
-

Charging standards:	—	Communication port:	—
Electricity supply:	—	Dimension:	—
Working power consumption:	— <	Range of working temperature:	—





ODM

ODM

